


UNACOM
 Part of 1/20/15


STATEMENT OF APPROPRIATIONS, ALLOTMENTS, OBLIGATIONS, DISBURSEMENTS AND BALANCES
 As of the Quarter Ending December, 2013

Department: Department of Foreign Affairs
 Agency/Operating Unit : UNESCO National Commission of the Philippines
 Region/Province/City: Pasay City
 Fund: 101

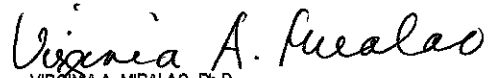
Particulars	Appropriations			Allotments Received			Current Year Obligations					Current Year Disbursements				Balances				
	Authorized Appropriation	Adjustments	Adjusted Appropriations	Allotments Received	Trans fer To	Tran sfer From	Adjusted Total Allotments	1st Quarter ending March 31	2nd Quarter ending June 30	3rd Quarter ending Sept. 30	4th Quarter ending Dec. 31	Total	1st Quarter ending March 31	2nd Quarter ending June 30	3rd Quarter ending Sept. 30	4th Quarter ending Dec. 31	Total	Unreleased Appropriation	Unobligated Allotment	Unpaid Obligations
1	2	3	(2-3)=4	5	6	7	8 = (5-6+7)	9	10	11	12	13 = (9+10+11+12)	14	15	16	17	18 = (14+15+16+17)	19 = (4-8)	20 = (8-13)	21 = (13-18)
I. CURRENT YEAR BUDGET/APPROPRIATIONS																				
A. AGENCY SPECIFIC BUDGET																				
Personnel Services	5,680,000.00	138,000.00	5,768,000.00	5,768,000.00	-	-	5,768,000.00	954,592.40	1,135,993.54	986,449.61	1,574,890.02	4,651,925.57	954,592.40	1,135,993.54	974,984.45	1,611,191.11	4,676,651.50	-	1,116,074.43	(24,725.93)
Maintenance & Other Operating Expenses	10,860,000.00	-	10,860,000.00	10,860,000.00	-	-	10,860,000.00	2,465,615.08	2,304,491.19	1,939,685.54	4,134,409.10	10,844,140.91	2,868,579.08	2,118,181.19	1,928,027.54	3,905,575.10	10,320,306.91	-	15,859.09	528,894.06
B. SPECIAL PURPOSE FUNDS																				
Miscellaneous Personnel Benefits Fund																				
Personnel Services																				
C. AUTOMATIC APPROPRIATIONS																				
Retirement and Life Insurance Premium	413,000.00	-	413,000.00	413,000.00	-	-	413,000.00	67,859.28	66,127.68	62,365.32	81,035.64	277,987.92	67,859.28	66,127.68	62,365.32	101,824.08	298,176.36	-	135,612.08	(20,788.44)
TOTAL CURRENT YEAR BUDGET / APPROPRIATIONS	16,953,000.00	138,000.00	17,041,000.00	17,041,000.00	-	-	17,041,000.00	8,488,066.76	3,506,552.41	2,988,800.47	5,790,334.76	15,779,454.40	3,391,024.76	3,320,252.41	2,965,827.31	5,618,890.28	15,295,134.77	-	1,267,545.60	478,319.63
II. PRIOR YEAR'S BUDGET/ CONTINUING APPROPRIATIONS																				
D. UNRELEASED APPROPRIATION																				
Personnel Services																				
Maintenance & Other Operating Expenses	-	-	-	-	-	-	-	-	-	-	-	-	-	-	-	-	-	-	-	-
Accounts Payable	2,760,850.00	-	2,760,850.00	2,760,850.00	-	-	2,760,850.00	449,961.75	90,000.00	530,455.99	1,010,480.50	2,080,898.24	449,961.75	90,000.00	530,455.99	965,480.50	2,035,898.24	-	679,951.76	45,000.00
Obligations Not Yet Due and Demandable	-	-	-	-	-	-	-	-	-	-	-	-	-	-	-	-	-	-	-	-
E. SPECIAL PURPOSE FUNDS																				
F. UNOBLIGATED ALLOTMENT																				
Personnel Services (under CPA@)																				
Maintenance & Other Operating Expenses	1,967,918.30	-	1,967,918.30	1,967,918.30	-	-	1,967,918.30	-	-	-	1,967,918.30	1,967,918.30	-	-	-	-	-	-	-	1,967,918.30
TOTAL PRIOR YEAR'S BUDGET/ CONT. APPROPRIATIONS	4,728,768.30	-	4,728,768.30	4,728,768.30	-	-	4,728,768.30	449,961.75	90,000.00	530,455.99	2,978,398.80	4,048,816.54	449,961.75	90,000.00	530,455.99	965,480.50	2,035,898.24	-	679,951.76	2,012,918.30
GRAND TOTAL	21,631,768.30	138,000.00	21,769,768.30	21,769,768.30	-	-	21,769,768.30	8,938,028.51	3,596,552.41	3,518,956.46	8,768,733.56	19,822,270.94	3,840,986.51	3,410,252.41	3,495,783.30	6,584,010.79	17,331,033.01	-	1,947,497.36	2,491,237.93

Certified Correct:

 GAY ALFRED A. BLANCO
 Authorized Signatory / DMO III

Date:

Certified Correct:

 ZAI DA BULATAO
 Accountant

Date:

Approved By:

 VIRGINIA A. MIRALAO, Ph.D.
 Secretary-General

Date:

**List of Agency Budget Matrix/Special Allotment Release Orders / Sub-Allotment Release Orders
As of December, 2013**

Department: Department of Foreign Affairs
Department : Department of Foreign Affairs
Agency/OU: UNESCO National Commission of the Philippines
Region/Province/City: Pasay City
Fund: 101

No.	Agency Budget Matrix	Date of ABM SARO/Sub-ARO	Fund Source Reg/SPF/etc.	Allotments				Sub-Allotment to Regions/Operating Units				Total Allotments
				PS	MOOE	CO	Total	PS	MOOE	CO	Total	
1	2	3	4	5	6	7	8=(5+6+7)	9	10	11	12=(9+10+11)	13=(8-12)
A. Allotments received from DBM												
1	Personnel Services	January 11, 2013	Reg	5,630,000.00	-	-	5,630,000.00	-	-	-	-	5,630,000.00
2	MOOE	January 11, 2013	Reg	-	10,860,000.00	-	10,860,000.00	-	-	-	-	10,860,000.00
3	RLIP	January 11, 2013	Automatic	413,000.00	-	-	413,000.00	-	-	-	-	413,000.00
	Sub-total			6,043,000.00	10,860,000.00	-	16,903,000.00	-	-	-	-	16,903,000.00
B. Sub-allotments received from												
Central Office/Regional Office												
1	-											
	Sub-Total			-	-	-	-	-	-	-	-	-
	Total Allotments			6,043,000.00	10,860,000.00	-	16,903,000.00	-	-	-	-	16,903,000.00

Certified Correct:


GAY ALFRED A. BLANCO

Authorized Signatory / DMO III

DETAILED STATEMENT OF CURRENT YEAR'S OBLIGATIONS, DISBURSEMENTS AND UNPAID OBLIGATIONS

As of December 31, 2013

Department: Department of Foreign Affairs

Agency/Operating Units : UNESCO National Commission of the Philippines

Region/Province/City: Pasay City

Fund: 101

Program/Activity/Project (P/A/P) and Account Title	Account Code	Current Year Obligations					Disbursements					Balance (Unpaid Obligations) 13 = (7-12) = (14+15)	Breakdown of Unpaid Obligations	
		1st Quarter ending March 31	2nd Quarter ending June 30	3rd Quarter ending Sept. 30	4th Quarter ending Dec. 31	Total	1st Quarter ending March 31	2nd Quarter ending June 30	3rd Quarter ending Sept. 30	4th Quarter ending Dec. 31	Total		Accounts Payable	Obligations Not Yet Due and Demandable
1	2	3	4	5	6	7	8	9	10	11	12		14	15
1. CURRENT YEAR BUDGET/APPROPRIATIONS														
A. AGENCY SPECIFIC BUDGET														
REGULAR APPROPRIATION														
Personnel Services		954,592.40	1,135,993.54	986,449.61	1,574,890.02	4,651,925.57	954,592.40	1,135,993.54	974,934.45	1,611,131.11	4,676,651.50	(24,725.93)	(24,725.93)	
Salaries and Wages														
Salaries and Wages - Regular	701	675,966.86	670,733.00	640,312.57	839,657.00	2,626,669.43	675,966.86	670,733.00	640,312.57	669,342.40	2,656,354.83	(29,685.40)	(29,685.40)	
Salaries and Wages - Contractual	706	68,064.00	68,064.00	193,788.00	304,636.41	634,552.41	68,064.00	68,064.00	182,272.84	311,192.10	629,592.94	4,969.47	4,969.47	
Other Compensation														
Personnel Economic Relief Allowance (PERA)	711	68,000.00	64,000.00	72,000.00	84,000.00	288,000.00	66,000.00	64,000.00	72,000.00	84,000.00	286,000.00	-	-	
Representation Allowance (RA)	713	27,000.00	27,000.00	27,000.00	27,000.00	108,000.00	27,000.00	27,000.00	27,000.00	27,000.00	108,000.00	-	-	
Transportation Allowance (TA)	714	4,500.00	22,500.00	10,650.00	24,000.00	61,650.00	4,500.00	22,500.00	10,650.00	24,000.00	61,650.00	-	-	
Clothing/Uniform Allowance	715	65,000.00	-	-	-	65,000.00	56,000.00	-	-	-	56,000.00	-	-	
Productivity Incentive Allowance	717	-	20,000.00	-	68,000.00	78,000.00	-	20,000.00	-	68,000.00	78,000.00	-	-	
Other bonuses and Allowances	719	-	85,000.00	-	-	85,000.00	-	85,000.00	-	-	85,000.00	-	-	
Honoraria	720	-	-	-	-	-	-	-	-	-	-	-	-	
Cash Gift	724	-	27,500.00	-	32,000.00	69,500.00	-	27,500.00	-	32,000.00	69,500.00	-	-	
Year end Bonus	725	-	125,722.50	-	117,953.50	243,676.00	-	125,722.50	-	117,953.50	243,676.00	-	-	
Personnel Benefit Contributions														
Life and Retirement Insurance Contributions	731	-	-	-	-	-	-	-	-	-	-	-	-	
Pag-ibig Contributions	732	3,000.00	2,900.00	2,700.00	3,600.00	12,200.00	3,000.00	2,900.00	2,700.00	3,600.00	12,200.00	-	-	
Philhealth Contributions	733	6,862.50	6,675.00	6,300.00	6,825.00	26,662.50	6,862.50	6,675.00	6,300.00	6,825.00	26,662.50	-	-	
ECC Contributions	734	2,999.04	2,899.04	2,699.04	3,499.04	12,096.16	2,999.04	2,899.04	2,699.04	3,499.04	12,096.16	-	-	
Other Personnel Benefits														
Terminal Leave Benefits	742	-	-	-	271,719.07	271,719.07	-	-	-	271,719.07	271,719.07	-	-	
Other Personnel Benefits (Per Diems)	749	45,200.00	13,000.00	31,000.00	2,000.00	91,200.00	45,200.00	13,000.00	31,000.00	2,000.00	91,200.00	-	-	
Maintenance & Other Operating Expenses		2,533,474.36	2,370,558.87	2,002,050.86	4,215,444.74	11,121,528.83	2,436,432.36	2,184,258.87	1,990,392.86	4,007,399.18	10,618,483.27	503,045.56	503,045.56	
Traveling Expenses														
Travel Expenses-Local	751	5,667.00	5,382.50	12,938.00	8,130.50	32,018.00	5,667.00	5,382.50	12,938.00	8,130.50	32,018.00	-	-	
Travel Expenses-Foreign	752	437,694.90	214,001.09	27,672.34	1,063,839.71	1,738,208.04	437,694.90	214,001.09	27,672.34	1,063,839.71	1,733,208.04	-	-	
Training and Scholarship Expenses														
Training Expenses	753	-	-	-	-	-	-	-	-	-	-	-	-	
Supplies and Materials Expenses														
Office Supplies Expenses	755	70,612.84	33,992.27	35,412.19	33,749.45	173,766.75	70,612.84	33,992.27	35,412.19	33,749.45	173,766.75	-	-	
Gasoline, Oil and Lubricants Expenses	761	7,500.00	9,094.07	4,500.00	10,770.00	31,864.07	7,500.00	9,094.07	4,500.00	10,770.00	31,864.07	-	-	

SUMMARY REPORT OF DISBURSEMENTS
For the Quarter Ending December 31, 2013

Department : Department of Foreign Affairs
Agency/Operating Unit : UNESCO National Commission of the Philippines
Region/Province/City : Pasay City
Fund : 101

PARTICULARS	CURRENT YEAR BUDGET				PRIOR YEAR'S BUDGET				PRIOR YEARS' OBLIGATIONS				SUB-TOTAL	TRUST LIABILITIES				Others	GRAND TOTAL				Remarks
	PS	MOOE	CO	TOTAL	PS	MOOE	CO	TOTAL	PS	MOOE	CO	TOTAL		PS	MOOE	CO	TOTAL		PS	MOOE	CO	TOTAL	
(1)	(2)				(3)				(4)				(5) = 2+3+4	(6)				(7)	(8)				(9)
FIRST QUARTER																							
Notice of Cash Allocation	-	-	-	-	-	-	-	-	-	-	-	-	-	-	-	-	-	-	-	-			
MDS Checks Issued	938,237.94	2,313,862.24	-	3,252,100.18	-	-	-	-	448,859.13	-	448,859.13	3,698,959.31	-	-	-	-	938,237.94	2,760,721.37	-	3,698,959.31			
Advice to Debit Account	-	-	-	-	-	-	-	-	-	-	-	-	-	-	-	-	-	-	-	-			
Tax Remittance Advices Issued	84,213.74	54,710.84	-	138,924.58	-	-	-	-	3,102.62	-	3,102.62	142,027.20	-	-	-	-	84,213.74	57,813.46	-	142,027.20			
Cash Disbursement Ceiling	-	-	-	-	-	-	-	-	-	-	-	-	-	-	-	-	-	-	-	-			
Non-Cash Availment Authority	-	-	-	-	-	-	-	-	-	-	-	-	-	-	-	-	-	-	-	-			
TOTAL	1,022,451.68	2,368,573.08	-	3,391,024.76	-	-	-	-	448,961.75	-	448,961.75	3,840,986.51	-	-	-	-	1,022,451.68	2,818,534.83	-	3,840,986.51			
SECOND QUARTER																							
Notice of Cash Allocation	-	-	-	-	-	-	-	-	-	-	-	-	-	-	-	-	-	-	-	-			
MDS Checks Issued	1,100,407.05	2,080,656.54	-	3,181,063.59	-	-	-	-	90,000.00	-	90,000.00	3,271,063.59	-	-	-	-	1,100,407.05	2,170,656.54	-	3,271,063.59			
Advice to Debit Account	-	-	-	-	-	-	-	-	-	-	-	-	-	-	-	-	-	-	-	-			
Tax Remittance Advices Issued	101,714.17	37,474.65	-	139,188.82	-	-	-	-	-	-	-	139,188.82	-	-	-	-	101,714.17	37,474.65	-	139,188.82			
Cash Disbursement Ceiling	-	-	-	-	-	-	-	-	-	-	-	-	-	-	-	-	-	-	-	-			
Non-Cash Availment Authority	-	-	-	-	-	-	-	-	-	-	-	-	-	-	-	-	-	-	-	-			
TOTAL	1,202,121.22	2,118,131.19	-	3,320,252.41	-	-	-	-	90,000.00	-	90,000.00	3,410,252.41	-	-	-	-	1,202,121.22	2,208,131.19	-	3,410,252.41			
THIRD QUARTER																							
Notice of Cash Allocation	-	-	-	-	-	-	-	-	-	-	-	-	-	-	-	-	-	-	-	-			
MDS Checks Issued	923,552.90	1,631,899.74	-	2,755,452.64	-	-	-	-	515,687.24	-	515,687.24	3,271,139.88	-	-	-	-	923,552.90	2,347,586.98	-	3,271,139.88			
Advice to Debit Account	-	-	-	-	-	-	-	-	-	-	-	-	-	-	-	-	-	-	-	-			
Tax Remittance Advices Issued	113,746.87	96,127.80	-	209,874.67	-	-	-	-	14,768.75	-	14,768.75	224,643.42	-	-	-	-	113,746.87	110,896.55	-	224,643.42			
Cash Disbursement Ceiling	-	-	-	-	-	-	-	-	-	-	-	-	-	-	-	-	-	-	-	-			
Non-Cash Availment Authority	-	-	-	-	-	-	-	-	-	-	-	-	-	-	-	-	-	-	-	-			
TOTAL	1,037,299.77	1,928,027.54	-	2,965,327.31	-	-	-	-	530,455.99	-	530,455.99	3,495,783.30	-	-	-	-	1,037,299.77	2,458,483.53	-	3,495,783.30			
FOURTH QUARTER																							
Notice of Cash Allocation	-	-	-	-	-	-	-	-	-	-	-	-	-	-	-	-	-	-	-	-			
MDS Checks Issued	1,612,414.94	3,857,316.46	-	5,469,733.40	-	-	-	-	965,480.50	-	965,480.50	6,435,213.90	-	-	-	-	1,612,414.94	4,822,796.96	-	6,435,213.90			
Advice to Debit Account	-	-	-	-	-	-	-	-	-	-	-	-	-	-	-	-	-	-	-	-			
Tax Remittance Advices Issued	100,540.25	48,256.64	-	148,796.89	-	-	-	-	14,000.00	-	14,000.00	148,796.89	-	-	-	-	100,540.25	48,256.64	-	148,796.89			
Cash Disbursement Ceiling	-	-	-	-	-	-	-	-	-	-	-	-	-	-	-	-	-	-	-	-			
Non-Cash Availment Authority	-	-	-	-	-	-	-	-	-	-	-	-	-	-	-	-	-	-	-	-			
TOTAL	1,712,955.19	3,905,575.10	-	5,618,530.29	-	-	-	-	965,480.50	-	965,480.50	6,584,010.79	-	-	-	-	1,712,955.19	4,871,056.60	-	6,584,010.79			
GRAND TOTAL	4,974,827.86	10,320,306.91	-	15,295,134.77	-	-	-	-	2,035,896.24	-	2,035,896.24	17,331,033.01	-	-	-	-	4,974,827.86	12,356,205.15	-	17,331,033.01			

Certified Correct:


GAY ALFRED A. BLANCO
Authorized Signatory / DMO III

Date:

Approved By:

VIRGINIA A. MIRALAO, Ph.D.
Secretary-General

Date:

Certified Correct:


ZEEVA BULATAO
Accountant

Date:

DETAILED STATEMENT OF CURRENT YEAR'S OBLIGATIONS, DISBURSEMENTS AND UNPAID OBLIGATIONS

As of December 31, 2013

Department: Department of Foreign Affairs

Agency/Operating Units : UNESCO National Commission of the Philippines

Region/Province/City: Pasay City

Fund: 101

Program/Activity/Project (P/A/P) and Account Title	Account Code	Current Year Obligations					Disbursements					Balance (Unpaid Obligations) 13 = (7-12) = (14+15)	Breakdown of Unpaid Obligations	
		1st Quarter ending March 31	2nd Quarter ending June 30	3rd Quarter ending Sept. 30	4th Quarter ending Dec. 31	Total	1st Quarter ending March 31	2nd Quarter ending June 30	3rd Quarter ending Sept. 30	4th Quarter ending Dec. 31	Total		Accounts Payable	Obligations Not Yet Due and Demandable
1	2	3	4	5	6	7	8	9	10	11	12	13 = (7-12) = (14+15)	14	15
Communication Expenses						-					-	-		
Postage and Deliveries	771	425.00	968.50	-	-	1,393.50	425.00	968.50	-	-	1,393.50	-		
Telephone Expenses-Landline	772	9,543.38	-	28,909.71	21,329.85	59,782.94	9,543.38	-	28,909.71	21,329.85	59,782.94	-		
Telephone Expenses-Mobile	773	22,800.00	22,300.00	22,800.00	22,800.00	90,700.00	22,800.00	22,300.00	22,800.00	22,800.00	90,700.00	-		
Internet expenses	774	22,542.95	27,780.00	17,400.00	13,440.00	81,162.95	22,542.95	27,780.00	17,400.00	13,440.00	81,162.95	-		
Printing and Binding Expenses	781	-	18,800.00	-	-	18,800.00	-	18,800.00	-	-	18,800.00	-		
Rent Expenses	782	12,691.39	-	65,100.23	10,898.38	88,690.00	12,691.39	-	65,100.23	10,898.38	88,690.00	-		
Representation Expenses	783	26,047.84	14,696.97	1,636.90	11,615.25	53,996.96	26,047.84	14,696.97	1,636.90	11,615.25	53,996.96	-		
Transportation and Delivery Expenses	784	-	-	-	9,501.34	9,501.34	-	-	-	9,501.34	9,501.34	-		
Subscription Expenses	786	17,897.60	-	-	6,800.00	24,697.60	17,897.60	-	-	6,800.00	24,697.60	-		
Professional Services						-					-	-		
Auditing Services	792	-	-	-	-	-	-	-	-	-	-	-		
Consultancy Services	793	-	-	-	-	-	-	-	-	-	-	-		
Other Professional Services	799	96,387.84	145,318.46	81,207.00	1,363.64	324,276.94	96,387.84	145,318.46	81,207.00	1,363.64	324,276.94	-		
Repairs & Maintenance (Specify object)						-					-	-		
RM - Office Equipment, Furnitures and Fixtures						-					-	-		
RM - Office Equipment, Furnitures and Fixtures	821	5,200.00	12,060.00	-	8,650.00	25,910.00	5,200.00	12,060.00	-	8,650.00	25,910.00	-		
RM - Furniture and Fixtures	822	-	-	-	-	-	-	-	-	-	-	-		
RM - Transportation Equipment						-					-	-		
RM - Motor Vehicles	841	9,400.00	14,358.12	-	1,160.00	24,918.12	9,400.00	14,358.12	-	1,160.00	24,918.12	-		
Miscellaneous Expenses						-					-	-		
Miscellaneous Expenses	884	2,930.00	29,297.60	2,925.00	6,125.70	41,278.20	2,930.00	29,297.60	2,925.00	6,125.70	41,278.20	-		
Advertising Expenses	780	-	-	1,048.37	-	1,048.37	-	-	1,048.37	-	1,048.37	-		
Taxes, Insurance Premiums and Other Fees						-					-	-		
Fidelity Bond Premiums	892	27,753.75	5,253.75	-	-	33,007.50	27,753.75	5,253.75	-	-	33,007.50	-		
Insurance Expenses	893	15,069.92	-	-	-	15,069.92	15,069.92	-	-	-	15,069.92	-		
Printing of UNACOM Journal						-					-	-		
Printing and Binding Expenses	781	-	-	-	-	-	-	-	-	-	-	-		
Communication Committee						-					-	-		
Travel	751	-	-	-	-	-	-	-	-	-	-	-		
Travel - Foreign	752	-	-	-	191,703.33	191,703.33	-	-	-	191,703.33	191,703.33	-		
Training	753	-	-	-	100,000.00	100,000.00	-	-	-	100,000.00	100,000.00	-		
Office Supplies	755	-	-	-	-	-	-	-	-	-	-	-		

DETAILED STATEMENT OF CURRENT YEAR'S OBLIGATIONS, DISBURSEMENTS AND UNPAID OBLIGATIONS

As of December 31, 2013

Department: Department of Foreign Affairs

Agency/Operating Units : UNESCO National Commission of the Philippines

Region/Province/City: Pasay City

Fund: 101

Program/Activity/Project (P/A/P) and Account Title	Account Code	Current Year Obligations					Disbursements					Balance (Unpaid Obligations) 13 = (7-12) = (14+15)	Breakdown of Unpaid Obligations	
		1st Quarter ending March 31	2nd Quarter ending June 30	3rd Quarter ending Sept. 30	4th Quarter ending Dec. 31	Total	1st Quarter ending March 31	2nd Quarter ending June 30	3rd Quarter ending Sept. 30	4th Quarter ending Dec. 31	Total		Accounts Payable	Obligations Not Yet Due and Demandable
1	2	3	4	5	6	7	8	9	10	11	12	13 = (7-12) = (14+15)	14	15
Printing and Binding Expenses	781	-	-	115,975.38	90,000.00	205,975.38	-	-	115,975.36	90,000.00	205,975.36	-	-	-
Representation Expenses	783	-	-	7,211.50	2,948.71	10,160.21	-	-	7,211.50	2,948.71	10,160.21	-	-	-
Other MOOE/Miscellaneous	884	-	-	-	-	-	-	-	-	-	-	-	-	-
Consultancy Services	793	-	100,000.00	100,000.00	-	200,000.00	-	100,000.00	80,000.00	-	180,000.00	20,000.00	20,000.00	-
Professional Services	799	-	9,000.00	100,000.00	16,000.00	125,000.00	-	9,000.00	100,000.00	16,000.00	125,000.00	-	-	-
Other Maintenance and Operating Expenses	969	-	-	27,440.00	-	27,440.00	-	-	27,440.00	-	27,440.00	-	-	-
Culture Committee														
Travel	761	3,694.00	100.00	-	-	3,794.00	3,694.00	100.00	-	-	3,794.00	-	-	-
Travel - Foreign	762	-	-	-	419,974.93	419,974.93	-	-	-	419,974.93	419,974.93	-	-	-
Training	753	-	-	-	-	-	-	-	-	-	-	-	-	-
Office Supplies	755	-	-	-	-	-	-	-	-	-	-	-	-	-
Telephone Expenses - Mobile	773	-	-	10,865.91	-	10,865.91	-	-	10,865.91	-	10,865.91	-	-	-
Printing and Binding Expenses	781	-	-	116,915.95	-	116,915.95	-	-	116,915.95	-	116,915.95	-	-	-
Representation Expenses	783	3,098.61	4,675.03	2,788.10	1,105.00	11,666.74	3,098.61	4,675.03	2,788.10	1,105.00	11,666.74	-	-	-
Transportation and Delivery Expenses	784	-	-	190,283.98	-	190,283.98	-	-	190,283.98	-	190,283.98	-	-	-
Consultancy Services	793	-	100,000.00	97,750.00	-	197,750.00	-	100,000.00	97,750.00	-	197,750.00	-	-	-
Professional Services	799	155,555.55	75,188.89	-	-	230,744.44	155,555.55	38,888.89	36,300.00	-	230,744.44	-	-	-
Miscellaneous	884	-	-	36,679.76	-	36,679.76	-	-	36,679.76	-	36,679.76	-	-	-
Other Maintenance and Operating Expenses	969	-	-	340,457.00	-	340,457.00	-	-	340,457.00	-	340,457.00	-	-	-
Education Committee														
Travel	751	-	-	-	-	-	-	-	-	-	-	-	-	-
Travel - Foreign	752	-	-	-	73,443.00	73,443.00	-	-	-	73,443.00	73,443.00	-	-	-
Training	753	250,000.00	200,000.00	-	75,000.00	525,000.00	175,000.00	140,000.00	-	75,000.00	390,000.00	135,000.00	135,000.00	-
Office Supplies	755	-	-	-	-	-	-	-	-	-	-	-	-	-
Representation Expenses	783	-	-	4,562.17	8,914.86	13,477.03	-	-	4,562.17	8,914.86	13,477.03	-	-	-
Other MOOE/Miscellaneous	884	-	-	-	-	-	-	-	-	-	-	-	-	-
Professional Fees	799	-	-	100,000.00	-	100,000.00	-	-	50,000.00	50,000.00	100,000.00	-	-	-
Other Maintenance and Operating Expenses	969	-	-	90,000.00	-	90,000.00	-	-	90,000.00	-	90,000.00	-	-	-
Social and Human Sciences														
Travel	751	-	-	-	-	-	-	-	-	-	-	-	-	-
Travel	752	-	-	-	123,528.11	123,528.11	-	-	-	123,528.11	123,528.11	-	-	-
Training	753	-	250,000.00	100,000.00	-	350,000.00	-	200,000.00	100,000.00	50,000.00	350,000.00	-	-	-

DETAILED STATEMENT OF CURRENT YEAR'S OBLIGATIONS, DISBURSEMENTS AND UNPAID OBLIGATIONS

As of December 31, 2013

Department: Department of Foreign Affairs

Agency/Operating Units : UNESCO National Commission of the Philippines

Region/Province/City: Pasay City

Fund: 101

Program/Activity/Project (P/A/P) and Account Title	Account Code	Current Year Obligations					Disbursements					Balance (Unpaid Obligations) 13 = (7-12) = (14+15)	Breakdown of Unpaid Obligations	
		1st Quarter ending March 31	2nd Quarter ending June 30	3rd Quarter ending Sept. 30	4th Quarter ending Dec. 31	Total	1st Quarter ending March 31	2nd Quarter ending June 30	3rd Quarter ending Sept. 30	4th Quarter ending Dec. 31	Total		Accounts Payable	Obligations Not Yet Due and Demandable
1	2	3	4	5	6	7	8	9	10	11	12	14	15	
Office Supplies	755	-	-	-	-	-	-	-	-	-	-	-	-	
Representation Expenses	783	-	-	2,500.00	1,876.47	4,376.47	-	-	2,500.00	1,876.47	4,376.47	-	-	
Consultancy Services	793	-	150,000.00	-	-	150,000.00	-	150,000.00	-	-	150,000.00	-	-	
Other Professional Services	799	40,000.00	-	-	-	40,000.00	40,000.00	-	-	-	40,000.00	-	-	
Other Maintenance and Operating Expenses	969	-	-	-	28,500.00	28,500.00	-	-	-	28,500.00	28,500.00	-	-	
Science and Technology														
Travel	751	-	-	-	-	-	-	-	-	-	-	-	-	
Travel Foreign	752	-	-	-	248,217.23	248,217.23	-	-	-	248,217.23	248,217.23	-	-	
Training	753	220,420.00	200,000.00	-	-	420,420.00	198,378.00	160,000.00	22,042.00	-	380,420.00	40,000.00	40,000.00	
Office Supplies	755	-	-	-	-	-	-	-	-	-	-	-	-	
Representation Expenses	783	-	-	4,651.07	-	4,651.07	-	-	4,651.07	-	4,651.07	-	-	
Other MOOE/Miscellaneous	884	-	-	-	-	-	-	-	-	-	-	-	-	
Other Professional Services	799	-	-	105,700.00	-	105,700.00	-	-	105,700.00	-	105,700.00	-	-	
National Committee on Marine Sciences														
Travel	752	30,608.50	23,566.60	-	92,029.41	146,204.51	30,608.50	23,566.60	-	92,029.41	146,204.51	-	-	
Training	753	-	-	-	360,000.00	360,000.00	-	-	-	271,235.00	271,235.00	88,765.00	88,765.00	
Office Supplies	755	-	-	-	-	-	-	-	-	-	-	-	-	
Representation Expenses	783	4,620.00	-	4,700.00	-	9,320.00	4,620.00	-	4,700.00	-	9,320.00	-	-	
Other MOOE/Miscellaneous	884	-	-	-	-	-	-	-	-	-	-	-	-	
Southeast Asian Centre for Lifelong Learning for Sustainable Development (SEA LLSD)														
Travel Expenses-Local	751	216,862.20	229,369.00	-	-	446,231.20	216,862.20	229,369.00	-	-	446,231.20	-	-	
Travel Expenses-Foreign	752	234,747.26	245,623.44	73,034.00	729,994.23	1,283,398.93	234,747.26	245,623.44	73,034.00	514,925.23	1,068,329.93	215,069.00	215,069.00	
Training	753	307,000.00	-	-	200,000.00	507,000.00	307,000.00	-	-	178,000.00	482,000.00	25,000.00	25,000.00	
Office Supplies	755	51,250.75	-	-	-	51,250.75	51,250.75	-	-	-	51,250.75	-	-	
Postage and Deliveries	771	-	810.00	-	-	810.00	-	810.00	-	-	810.00	-	-	
Printing and Binding Expenses	781	9,800.00	-	-	-	9,800.00	9,800.00	-	-	-	9,800.00	-	-	
Rent Expenses	782	3,360.00	-	-	-	3,360.00	3,360.00	-	-	-	3,360.00	-	-	
Representation Expenses	783	12,265.62	13,907.00	81.00	-	26,253.62	12,265.62	13,907.00	81.00	-	26,253.62	-	-	
Telephone Expenses-Mobile	773	6,200.00	6,000.00	6,540.00	5,000.00	23,740.00	6,200.00	6,000.00	6,540.00	5,000.00	23,740.00	-	-	
Transportation Allowance (TA)	714	-	-	-	14,000.00	14,000.00	-	-	-	14,000.00	14,000.00	-	-	

DETAILED STATEMENT OF CURRENT YEAR'S OBLIGATIONS, DISBURSEMENTS AND UNPAID OBLIGATIONS

As of December 31, 2013

Department: Department of Foreign Affairs

Agency/Operating Units : UNESCO National Commission of the Philippines

Region/Province/City: Pasay City

Fund: 101

Program/Activity/Project (P/A/P) and Account Title	Account Code	Current Year Obligations					Disbursements					Balance (Unpaid Obligations)	Breakdown of Unpaid Obligations	
		1st Quarter ending March 31	2nd Quarter ending June 30	3rd Quarter ending Sept. 30	4th Quarter ending Dec. 31	Total	1st Quarter ending March 31	2nd Quarter ending June 30	3rd Quarter ending Sept. 30	4th Quarter ending Dec. 31	Total		Accounts Payable	Obligations Not Yet Due and Demandable
1	2	3	4	5	6	7	8	9	10	11	12	13 = (7-12) = (14+15)	14	15
Other Professional Services	799	123,068.18	140,088.00	-	132,000.00	395,156.18	123,068.18	140,088.00	-	132,000.00	395,156.18	-		
Repair Maintenance - Office Equipment	821	-	2,800.00			2,800.00		2,800.00			2,800.00	-		
Other MOOE/Miscellaneous	884	3,000.00	-	-	-	3,000.00	3,000.00	-	-	-	3,000.00	-		
						-					-	-		
B. SPECIAL PURPOSE FUNDS						-					-	-		
Miscellaneous Personnel Benefits Fund						-					-	-		
C. AUTOMATIC APPROPRIATIONS						-					-	-		
Retirement and Life Insurance Premium	731	67,859.28	66,127.68	62,365.32	81,035.64	277,387.92	67,859.28	66,127.68	62,365.32	101,824.08	298,176.36	(20,788.44)	(20,788.44)	
TOTAL CURRENT YEAR BUDGET/APPROPRIATION		3,488,066.76	3,506,552.41	2,988,500.47	5,790,334.76	15,773,454.40	3,391,024.76	3,320,252.41	2,965,327.31	5,618,530.29	15,295,134.77	478,319.63	478,319.63	
II. PRIOR YEARS' BUDGET/CONTINUING APPROPRIATION														
D. Unreleased Appropriations														
Maintenance and Other Operating Expenses														-
Accounts Payable: (Obligated Last Year)														-
Travelling Expenses														
Travel Expenses-Local	751													
Travel Expenses-Foreign	752			33,765.99	337,980.50	371,736.49			33,765.99	337,980.50	371,736.49			
Telephone Expenses-Landline	772	562.19				562.19	562.19				562.19			
Internet expenses	774	3,829.56				3,829.56	3,829.56				3,829.56			
Rent Expenses	782	3,920.00				3,920.00	3,920.00				3,920.00			
Others (pls. specify)														
Representation Expenses	783	-				-	-				-			
Training	753	130,000.00			100,000.00	230,000.00	130,000.00			100,000.00	230,000.00			
Other Professional Services	799	90,000.00	10,000.00			100,000.00	90,000.00	10,000.00			100,000.00			0.00
Other Maintenance and Operating Expenses	969	182,000.00		260,400.00	572,500.00	1,014,900.00	182,000.00		260,400.00	527,500.00	969,900.00	45,000.00	45,000.00	
Printing and Binding Services	781	39,650.00	80,000.00	238,300.00		355,950.00	39,650.00	80,000.00	236,300.00		355,950.00			
E. Unobligated Allotment														
Maintenance & Other Operating Expenses						1,967,918.30						1,967,918.30	1,967,918.30	
Total PRIOR YEAR'S BUDGET/CONTINUING APPROPRIATION		449,961.75	90,000.00	530,455.99	1,010,480.50	4,048,816.54	449,961.75	90,000.00	530,455.99	965,480.50	2,035,898.24	2,012,918.30	2,012,918.30	-

DETAILED STATEMENT OF CURRENT YEAR'S OBLIGATIONS, DISBURSEMENTS AND UNPAID OBLIGATIONS
As of December 31, 2013

Department: Department of Foreign Affairs
Agency/Operating Units : UNESCO National Commission of the Philippines
Region/Province/City: Pasay City
Fund: 101

Program/Activity/Project (P/A/P) and Account Title	Account Code	Current Year Obligations					Disbursements					Balance (Unpaid Obligations)	Breakdown of Unpaid Obligations	
		1st Quarter ending March 31	2nd Quarter ending June 30	3rd Quarter ending Sept. 30	4th Quarter ending Dec. 31	Total	1st Quarter ending March 31	2nd Quarter ending June 30	3rd Quarter ending Sept. 30	4th Quarter ending Dec. 31	Total		Accounts Payable	Obligations Not Yet Due and Demandable
1	2	3	4	5	6	7	8	9	10	11	12	13 = (7-12) = (14+15)	14	15
GRAND TOTAL		3,938,028.51	3,566,552.41	3,518,956.46	6,800,815.26	19,822,270.94	3,840,986.51	3,410,252.41	3,495,783.30	6,584,010.79	17,331,033.01	2,491,237.93	2,491,237.93	-


Certified Correct:


GAY ALFRED A. BLANCO
Authorized Signatory / DMO III

Certified Correct:


ZEE B. BULATAO
Accountant

Approved By:


VIRGINIA A. MIRALAO, Ph.D.
Secretary-General

SUMMARY OF PRIOR YEAR'S OBLIGATIONS, DISBURSEMENTS AND UNPAID PRIOR YEAR OBLIGATIONS
For the Period Ending December 31, 2013

Annex C

Department: Department of Foreign Affairs
Agency/Operating Units : UNESCO National Commission of the Philippines
Region/Province/City: Pasay City
Fund: 101

Particulars	Account Code	PRIOR YEAR'S OBLIGATIONS			DISBURSEMENTS					Unpaid Obligations
		Balance Beginning of the year	Adjustments	Adjusted Balance	1st Quarter ending March 31	2nd Quarter ending June 30	3rd Quarter ending Sept. 30	4th Quarter ending Dec. 31	Total	
1	2	2	3	(2+3)=4	5	6	7	8	9 = (5+6+7+8)	10
I. PRIOR YEARS' ACCOUNTS PAYABLE										
Personnel Services		-	-	-	-	-	-	-	-	-
Maintenance & Other Operating Expenses		842,400.00		842,400.00	449,961.75	90,000.00	311,700.00		851,661.75	(9,261.75)
Capital Outlays		-	-	-	-	-	-	-	-	
TOTAL		842,400.00	-	842,400.00	449,961.75	90,000.00	311,700.00	-	851,661.75	(9,261.75)
II. OBLIGATIONS NOT YET DUE AND DEMANDABLE										
Personnel Services		-	-	-	-	-	-	-	-	-
Maintenance & Other Operating Expenses		1,918,450.00	1,967,918.30	3,886,368.30	-	-	218,755.99	965,480.50	1,184,236.49	2,702,131.81
Capital Outlays		-	-	-	-	-	-	-	-	-
TOTAL		1,918,450.00	1,967,918.30	3,886,368.30	-	-	218,755.99	965,480.50	1,184,236.49	2,702,131.81
GRAND TOTAL		2,760,850.00	1,967,918.30	4,728,768.30	449,961.75	90,000.00	530,455.99	965,480.50	2,035,898.24	2,692,870.06

Certified Correct:


GAY ALFRED A. BLANCO

Authorized Signatory / DMO III

Date:

Certified Correct:


ZEEBA BULATAO

Accountant

Date:

Approved by:


VIRGINIA A. MIRALAO, Ph.D.
Secretary-General

Date: